

**Instructions on how to fill the registration-form
for pesticide labs that intend to participate in this
EUPT on a voluntary basis.**

1. Go to „https://www.eurl-pesticides-datapool.eu“

www.eurl-datapool.eu



2. Click on „Login“

Welcome to EURL DataPool!

The **EURL DataPool website** has been created by the **EU Reference Laboratories (EURLs) for Residues of Pesticides** with the aim to provide access to information needed for proper decision-making in pesticide residue analysis.

The EURL DataPool website currently offers the following databases/views allowing systematic collection and online retrieval of pesticide-related data:

- Pesticide Compound DB
- Method Validation DB
- Lab Network DB (only accessible to members of the official EU-lab network)
- MRL Residue Definitions (issued by EU and Codex Alimentarius)
- Stability of Compounds in Solution
- List of Physicochemical Data
- My EUPT Results (EUPT data extracted from the EUPT Archive DB)
- Online-Tool for Estimation of Measurement Uncertainty based EUPT-results and method validation data (only accessible to NRL members)

Call for data submission: Numerous validation/pesticide stability experiments are being performed by various laboratories around the world. Nevertheless, there has traditionally been a lack of coordination in bringing this data together to allow overall data processing and assessment. This project aims to close this gap. **We thus greatly welcome and encourage any contributions.**

- If you would like to submit your method validation results, please take a look under [Submission of Method Validation Results](#).
- If you would like to submit your results of pesticide stability experiments, please download our template for data submission: [Submission of Compound Stability Data](#).

Please use your login credentials from EURL DataPool to login to the EUPT-Registration-website.

[Home](#) [Reference Labs](#) [Tutorials](#)

Log In

User Login Data

Username (or Email Address)

Password

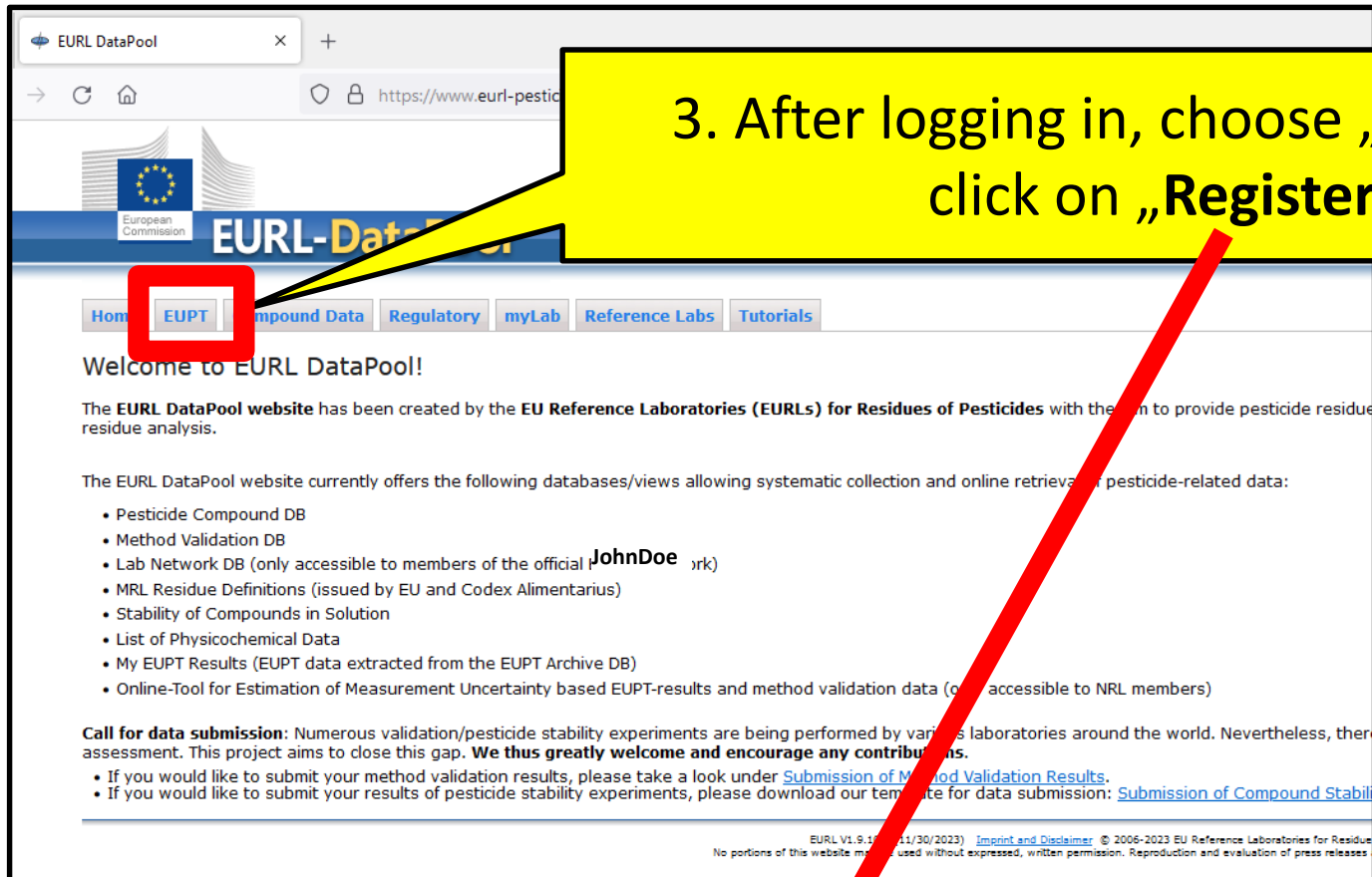
[Forgot Password?](#)

You don't have a EURL DataPool account? [Create an account](#)

EURL V0.9.930.1 (9/30/2016)
No portions of this website may be used without permission.

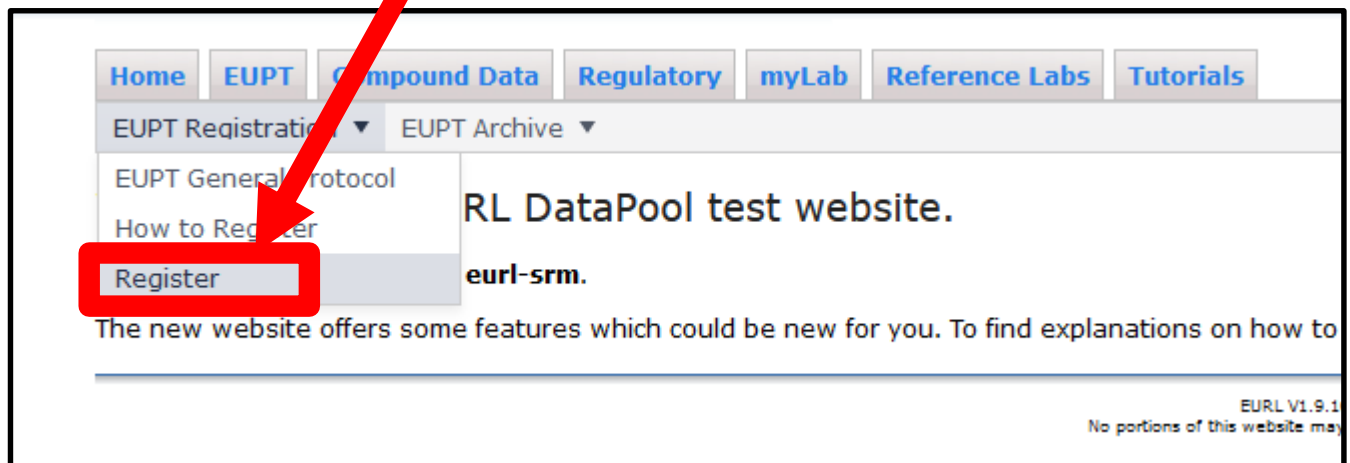
If you don't know your password anymore, click on „Forgot Password?“ and follow the instructions to recover your password.

3. After logging in, choose „EUPT“ and click on „Register“



The screenshot shows the EURL DataPool homepage. The browser address bar displays "https://www.eurl-pesticide.eu". The navigation bar includes links for Home, EUPT, Compound Data, Regulatory, myLab, Reference Labs, and Tutorials. The EUPT link is highlighted with a red box. Below the navigation bar, the text "Welcome to EURL DataPool!" is followed by a paragraph stating that the website was created by the EU Reference Laboratories (EURLs) for Residues of Pesticides. A list of databases/views is provided, including Pesticide Compound DB, Method Validation DB, Lab Network DB (restricted to official members), MRL Residue Definitions, Stability of Compounds in Solution, List of Physicochemical Data, My EUPT Results, and an Online-Tool for Estimation of Measurement Uncertainty. A "Call for data submission" section encourages contributions and provides links for submission templates. A red arrow points from the EUPT menu item in the first screenshot to the EUPT menu in the second screenshot.

EURL V1.9.1 (11/30/2023) [Imprint and Disclaimer](#) © 2006-2023 EU Reference Laboratories for Residue Analysis
No portions of this website may be reproduced without expressed, written permission. Reproduction and evaluation of press releases



The screenshot shows the EUPT menu dropdown. The menu items are: EUPT Registration, EUPT Archive, EUPT General protocol, How to Register, and Register. The Register option is highlighted with a red box. A red arrow points from the EUPT menu item in the first screenshot to the EUPT menu in this screenshot.

EURL DataPool test website.
eurl-srm.
The new website offers some features which could be new for you. To find explanations on how to

EURL V1.9.1
No portions of this website may

4. Follow these steps if you want to **participate on voluntary basis** in EUPT-XY## (e.g. EUPT-SRM19):

EURL DataPool

Home Pesticide Data ▾ myLab ▾ Reference Labs ▾

EUPT Registration Forms

Details

Reset

a)

Add an EUPT Registration Form

a) Click the „**Add an EUPT Registration Form**“ button to add a registration form for an EUPT which is currently offered by the EURLs, but not yet listed in the table below.

EUPT Name

Participation of your Lab

Actions

PT-Registration Status

Registration Deadline

Add a new EUPT Registration Form

Proficiency Test

b)

Search (min. 3 chars)

Q |

Search (min. 3 chars)

AO19

CF18

FV26

SRM19

b) Then select an EUPT from the dropdown menu and click on the “Save”-button.

New EUPT Registration Form

Please click on the 'Register' button and fill in the registration form carefully to finalize the EUPT registration!



OK

c)

Consider to note to fill the registration form, click the „OK“ button and finally open the registration form (see next page).

5. Click on the button „**Register**“ to open the registration-form for EUPT XY## (e.g. EUPT-SRM15).

EUPT Registration Forms

Details		Reset Filter(s)	Add an EUPT Registration Form		
EUPT Name	Participation of your Lab	Actions	PT-Registration Status	Registration Deadline	Organizer
SRM19	On Voluntary Basis	 Register 	Please FILL the registration form	17.01.24	EURL-SRM

Pesticide residue laboratories can participate on a voluntary basis in this EUPT as long as sufficient EUPT-material is available. The following criteria are applied when taking the decision if a lab's registration is accepted or not:

- any other OfLs from EU countries that are not covered by the obligations to participate;
- laboratories analyzing official organic samples within the frame of Reg. 889/2008/EC;
- NRLs and OfLs from EU-candidate countries and EFTA countries;
- Laboratories from countries outside EU as long as they are involved in controls of products destined for export to the EU.

5. Fill the registration-form for EUPT-XY##.

Registration Form for SRM19

Please provide a valid phone number.

Please provide an alternative contact person.

Please provide a valid name for report.

EUPT CONTACT PERSONS

Main Contact Person *

Search (min. 3 chars)

Choose the main contact person for this EUPT

Telephone *

Please provide a valid phone number.

Mobil

SON(S)

s) *

Please consider:

The registration-form contains several mandatory fields which are marked by an asterisk (*).

As long as these mandatory fields are not filled out, it is not possible to submit the registration form by clicking on „Save“-button. At the top of the form, you will receive a note indicating which mandatory fields have not yet been filled out correctly.

Save

Cancel

Choose the main (1.) and max. 3 alternative contact persons (2.) for the EUPT-XY##

EUPT CONTACT PERSONS

Main Contact Person *

1.

Search (min. 3 chars)

Choose the main contact person for this EUPT

Telephone *

Mobile

ALTERNATIVE CONTACT PERSON(S)

Alternative Contact Person(s) *

2.

Choose **max.** 3 alternative contact person(s) for this EUPT

EUPT REGISTRATION

Participation of your Lab

OBLIGED (via FV scope)

Participation Fee

[see Announcement/Invitation Letter](#)

Doubled, if you order double amount of material

Register your Lab for EUPT FV26 *

3.

Not registered

Choose "YES", if you want to register your lab for participation and **agree to pay**

participation fee as stated in the announcement/invitation letter

based on a PDF-invoice that you will receive via e-mail from the organizers.

Click on the drop down menu and choose the **main contact person**. All members of your laboratory that are registered in EURL DataPool will be listed in this drop down menu.

Do not hesitate to contact us (eur-lrm@cvuas.bwl.de), if the person who will be responsible for this EUPT, is NOT listed here.

All members of your laboratory that are registered in EURL DataPool will be also listed here.

This multi-select dropdown allows the **selection of multiple employees** from your lab by clicking into this field and selecting the email-address successively.

Choose „YES“ or „NO“ (3.):

- Choose „YES“ if you intend to participate in EUPT-XY## and go to page 9.
- Choose „NO“ if you intend NOT to participate in EUPT-XY## (although your lab is obliged). In this case, DG-SANTE expects you to provide an explanation. Please use the field “Please give an explanation for your non participation.” to enter your explanation -> see next page.

5. Fill the registration-form for EUPT-XY##

Registration Form for SRM19

Register your Lab for EUPT SRM19 *

YES

Choose 'YES', if you want to register your lab for participation in the EUPT SRM19. **the participation fee** as stated in the announcement, and **solely based on a PDF-invoice** that you will receive.

If you choose „Yes“ (1.):

1.

Carefully enter and check the **sample delivery address** and **invoice address**.

The addresses will be stored in our database and can be used for the next EUPT-XY##.

SAMPLE DELIVERY ADDRESS

Laboratory Name *

Max. 30 characters allowed (use **LATIN** letters).

Street Address *

Max. 40 characters allowed (use **LATIN** letters).

Street No.

City *

Enter the English name of the city.

ZIP *

Country *

INVOICE ADDRESS

Laboratory Name *

Max. 30 characters allowed (use **LATIN** letters).

Street Address *

The lab name for shipment is limited to **e.g. 30 letters** (the form will give you a hint if the number of characters in this field is too high).

It may be written in your local language, **but MUST be written using Latin characters** (please do NOT use Greek or Cyrillic characters and avoid any special, language specific letters that may cause problems when preparing waybills).

(for Example, instead of using “Chemical and Veterinary Investigations Office, Stuttgart (CVUAS), Dept. Residues”, the short acronym “CVUA Stuttgart, Abt. RK” is preferred to be used and is better for delivery.)

5. Fill the registration-
form for **EUPT-XY##**

Country

Germany

VAT *

IBAN

ENTER CONTACT DATA OF INVOICE RECIPIENT

First Name *

Last Name *

Email *

FILL ONLY IF SPECIFIC INFORMATION IS REQUIRED ON YOUR INVOICE

Purchase Order Number or Invoice Description

Specific Invoice Date

dd.MM.yyyy

Remark to Invoice

ADDITIONAL INFORMATION TO EUPT

Remark to EUPT Organizer

Lab/Institution Name on Report/Certificate *

Please consider:

It is important to enter here any
specific information needed for your
invoice.

Changes after the invoices are
shipped can result in an addition
handling fee.

Save

Cancel

5. Fill the registration-form for EUPT-XY##

Registration Form for

FILL ONLY IF SPECIFIC INFORMATION IS REQUIRED ON YOUR INVOICE

Purchase Order Number or Invoice Description

Specific Invoice Date

M/d/yyyy

Remark to Invoice

ADDITIONAL INFORMATION TO EUPT

Remark to EUPT Organizer

Enter here the name of your laboratory/institution. This name will be appear **on the EUPT-certificate**.

The number of characters is limited – in this case - to 60.

Lab/Institution Name on Certificate *

*This lab/institution name appears on the EUPT certificate, max. 60 letters allowed.
Do not include city name and country name unless they are part of the official laboratory name.*

Lab Accredited?

If yes, under which accreditation body?

NO. OF ANALYZED SAMPLES AND PESTICIDES IN COMMODITIES REPRESENTED BY THE PRESENT PT-MATRIX

How many MRM pesticides do you have in your scope?

How many of them are accredited under ISO 17025?

No. of Samples Analyzed by Multi Residue Method Last Year

 Save

 Cancel

Registration Form for SRM15



STATUS OF YOUR LAB AND CERTIFICATES

Lab Status *

Attach an electronic copy of your lab status certificate here

Please provide a description of your lab status and activities (e.g. government institution, official import controls, official export controls for products with destination EU, official organic product controls...)

Here you can upload electronic copies of documents that would help the organizers and the responsible NRLs to decide whether your laboratory is eligible to participate in the EUPTs.

LABORATORIES BASED WITHIN THE EU:

a) non-governmental labs designated as OfLs, should provide **evidence of designation by the competent authority according to Article 37(1) of Reg. 625/2017/EU** as well as

evidence that the control of pesticide residues is included in the official control activities.

b) non-governmental labs designated as OfLs by a MS other than that where they are located in, should furthermore provide **evidence of designation as OfL by the competent authority of the MS in which the laboratory is geographically located** (according to Article 37(2b) of Reg. 625/2017/EU).

For more information please refer to the announcement letter and the General EUP T Protocol.

Other document copies you may upload here include:

- Document(s) giving **evidence that your laboratory is involved in import controls of pesticide residues** in food within the framework of Regulation (EU) 2019/1793.
- Document(s) giving **evidence that your laboratory is involved in official organic production controls in the area of pesticide residues** within the framework of Regulation (EC) 889/2004.

regulation (EC) 889/2004.

LABORATORIES BASED OUTSIDE THE EU:

a) governmental labs: document giving evidence about your governmental status

b) commercial labs: document giving evidence about your involvement in (official) export controls

Select files...

Drag and drop files here to upload

Number of Official Samples Analyzed Last Year

Save

Cancel

Laboratories outside of the official EU-pesticide lab network have to provide additional information on the status of their lab here.

Please carefully read this text and upload the required documents.

Finally, click on the button „Save“.

In case the „Save“-button remains inactive, check if all mandatory fields are filled in correctly!

The EUPT-organizer will send a confirmation email for the registration to the main contact person and alternative contact person.

Lab Accredited?

If yes, under which accreditation body?

SRM-PESTICIDES AND NO. OF SAMPLES ANALYZED FOR SRM-PESTICIDES

How many SRM-Pesticides do you have in your scope?

How many of them are accredited under ISO 17025?

No. of Samples Analyzed by Single Residue Methods Last Year

 Save

 Cancel

**Thank You
for Your Cooperation!**