

Survey on Dithiocarbamate Residue Analysis

The French NRL for Pesticide Residues and the EURL-SRM conducted in 2022 an online-survey to find out

- **how many EU-OfLs routinely analyze for DTC residues,**
- **what kind of methods are used for this purpose,**
- **which criteria are applied for selection of samples,**
- **participation in a working group** for sharing experience and/or knowledge on DTC residue analysis.

Number of invited labs: 204

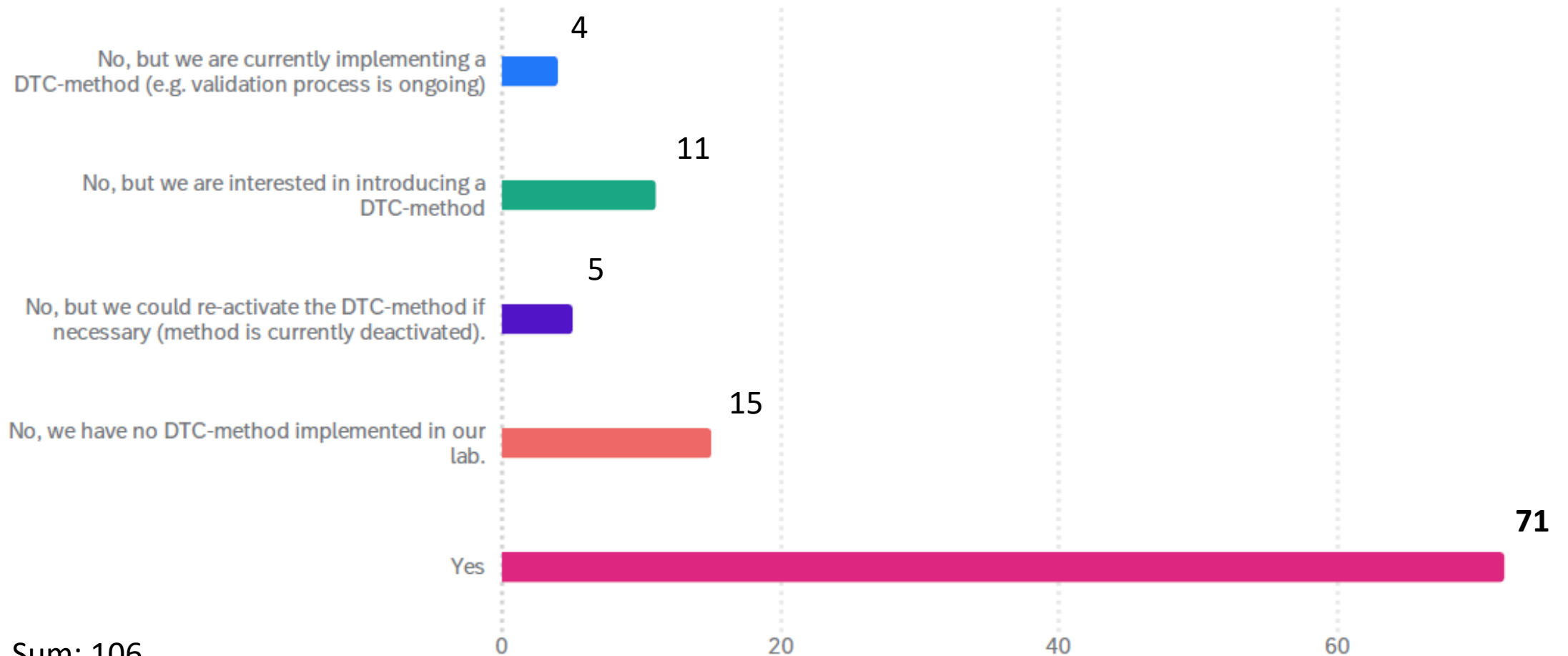
Number of participants: 106

The following slides show the questions and the answers given by the participants.

Results of the online-survey on dithiocarbamate residue analysis

Conducted by EURL-SRM and French NRL-SRM (2022)

Are you currently analyzing food samples of plant origin for DTC residues in your lab? ⓘ

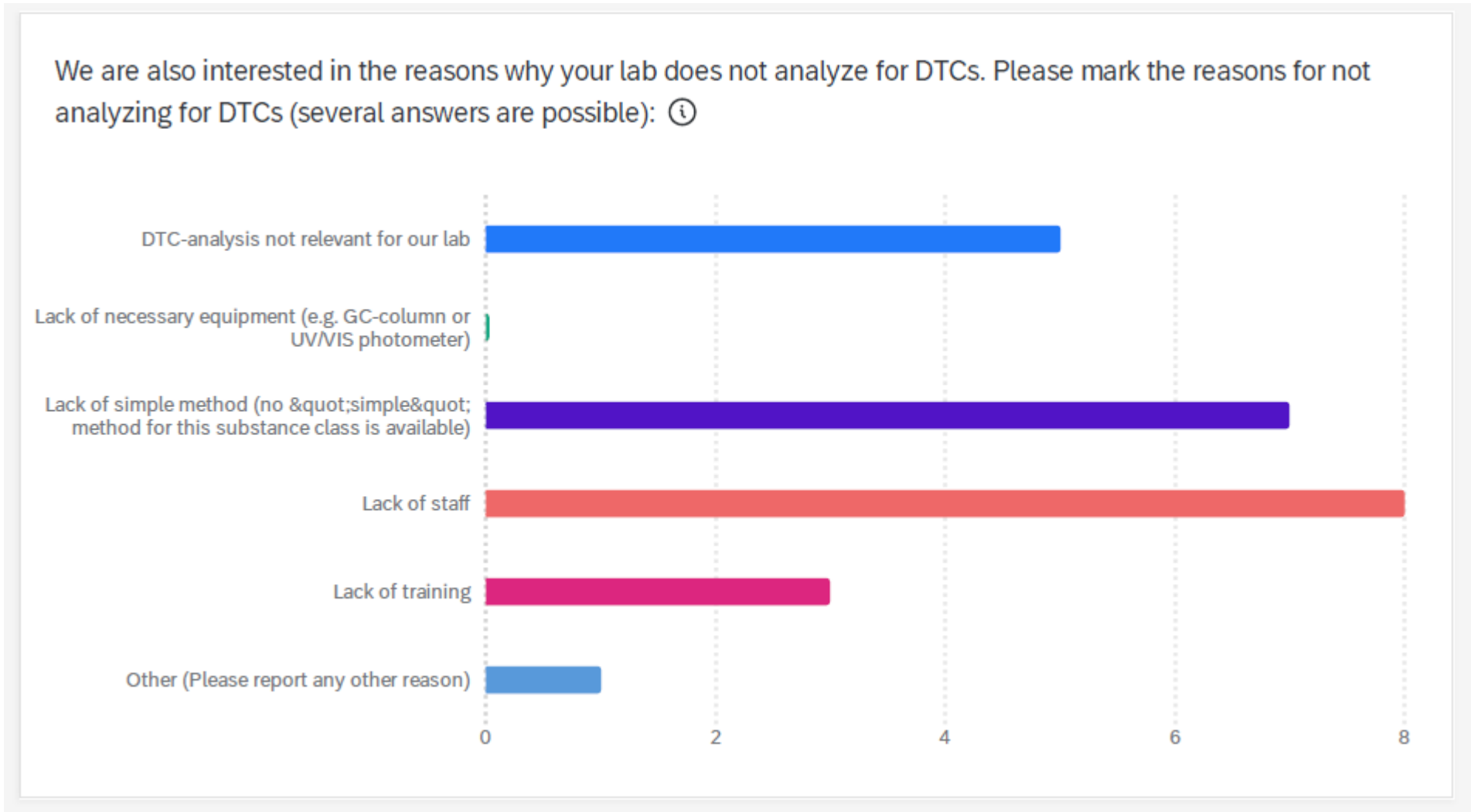


Sum: 106

Results of the online-survey on dithiocarbamate residue analysis

Conducted by EURL-SRM and French NRL-SRM (2022)

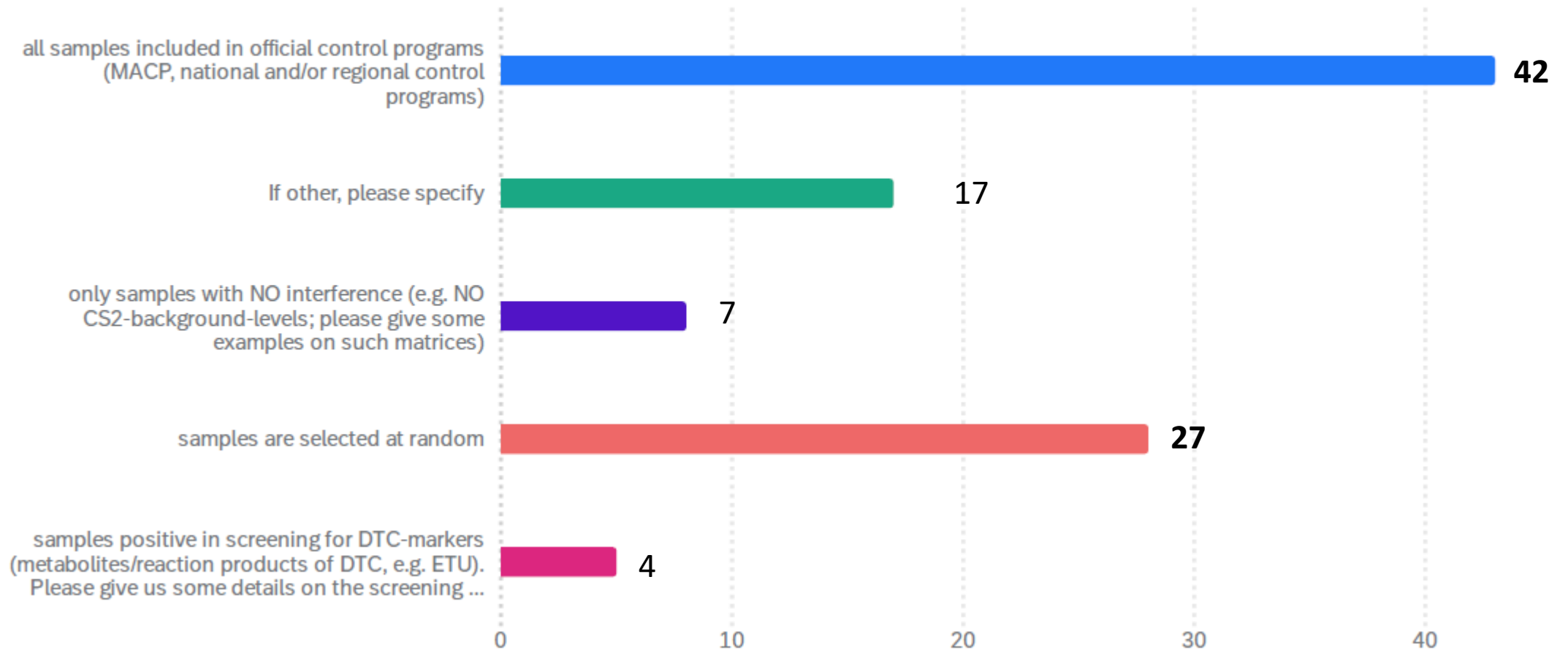
If the answer was: „No, we have no DTC-method implemented in our lab. “



Results of the online-survey on dithiocarbamate residue analysis

Conducted by EURL-SRM and French NRL-SRM (2022)

Which criteria do you apply for selection of samples for DTC-analysis? (several answers are possible) ⓘ



Results of the online-survey on dithiocarbamate residue analysis

Conducted by EURL-SRM and French NRL-SRM (2022)

Which criteria do you apply for selection of samples for DTC-analysis? (several answers are possible) - If other, please specify - Text

We do all the samples in the EU three year rolling plan plus all infant formula, milk and babyfood

6x at the customer's request

all samples

when required by official control programs or when an application can be expected

No routine samples

(development tests are performed in the framework of our NRL activity)

THE SAMPLES ANALYZED ARE APPLES AND PEARS BECAUSE IN OUR COUNTRY THEY ARE THE PRODUCTS ON WHICH THEY ARE MOST USED

We measure DTC routinely when measuring fruits and vegetables

Samples of MACP, where it is required (specified).

only samples of the coordinated multiannual control programme and 5 - 10 samples of wine grapes per year

We select those samples for DTC-analysis, for which the DTC-Analysis is required by the food Monitoring plan.

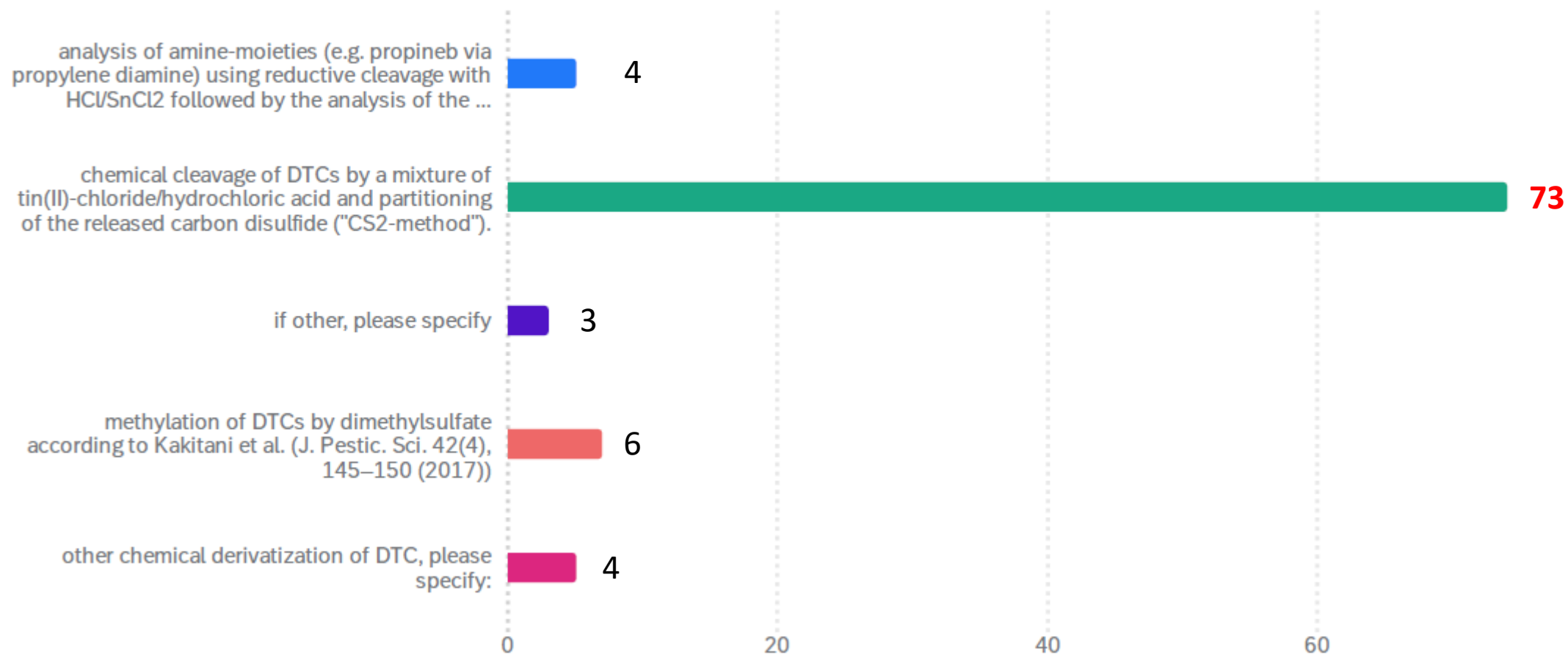
In Addition to that we analyze DTC in all organic food samples as well as in berries, stone-fruit, salads, spinach and cabbage.

All plant species that are allowed to be treated with DTC type compounds and plant-based food matrices as well.

Results of the online-survey on dithiocarbamate residue analysis

Conducted by EURL-SRM and French NRL-SRM (2022)

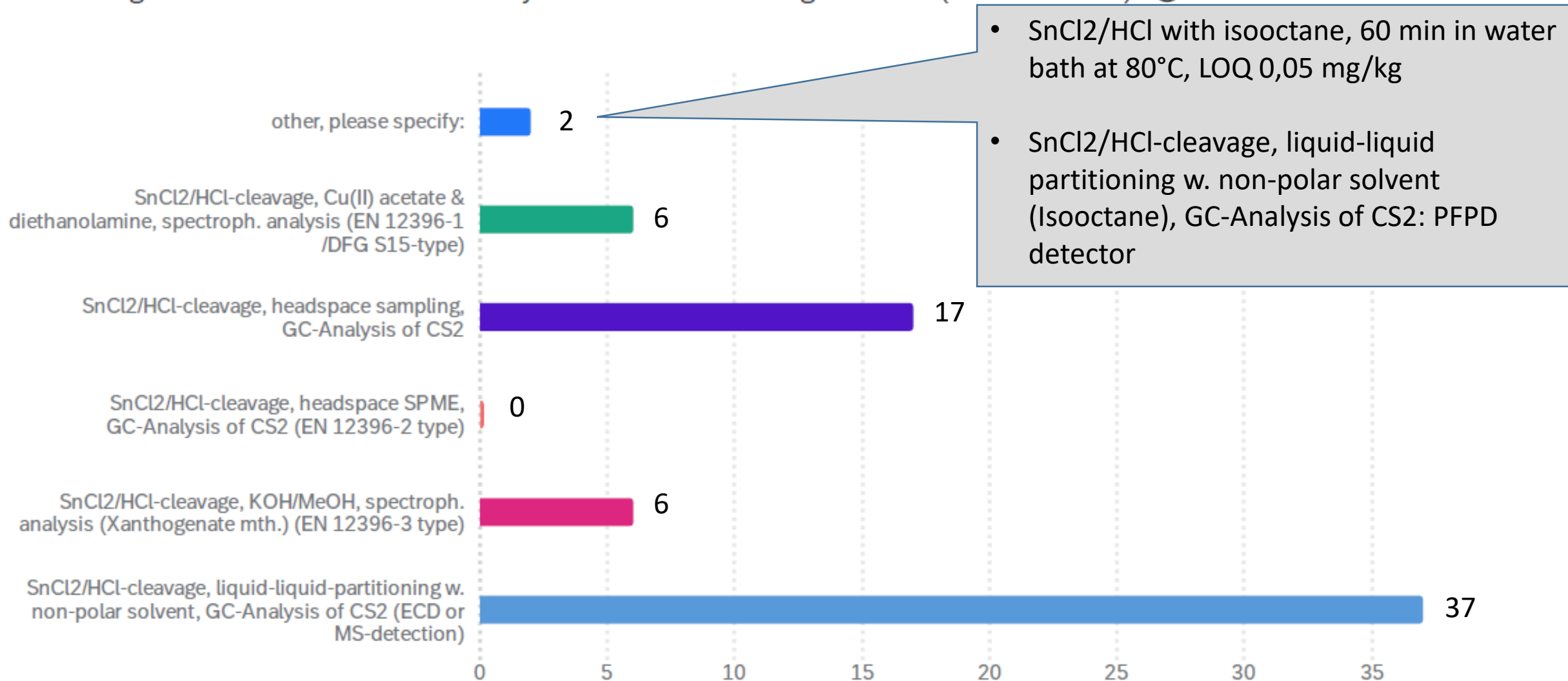
The DTC-method(s) implemented in your lab is/are based on ... (several answers are possible) ⓘ



Results of the online-survey on dithiocarbamate residue analysis

Conducted by EURL-SRM and French NRL-SRM (2022)

Please give us some information about your SnCl₂/HCl-cleavage method ("CS₂-method"): ⓘ

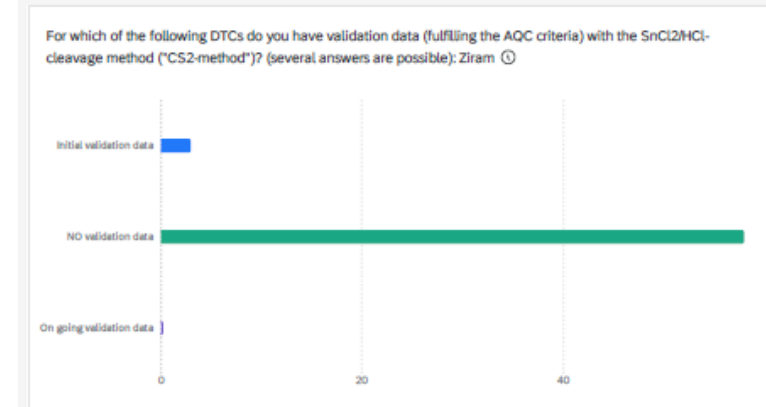
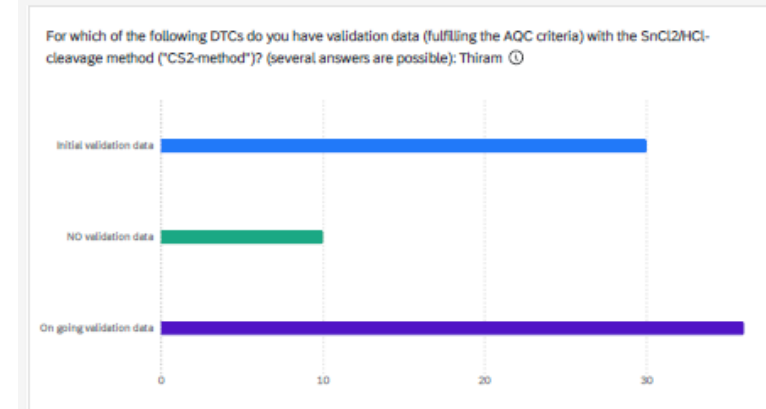
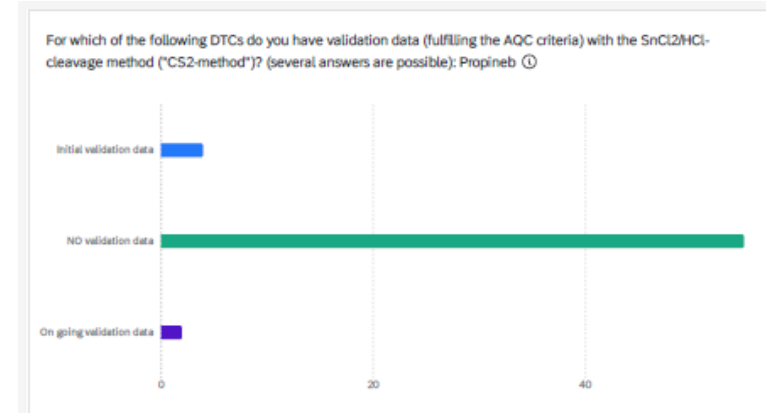
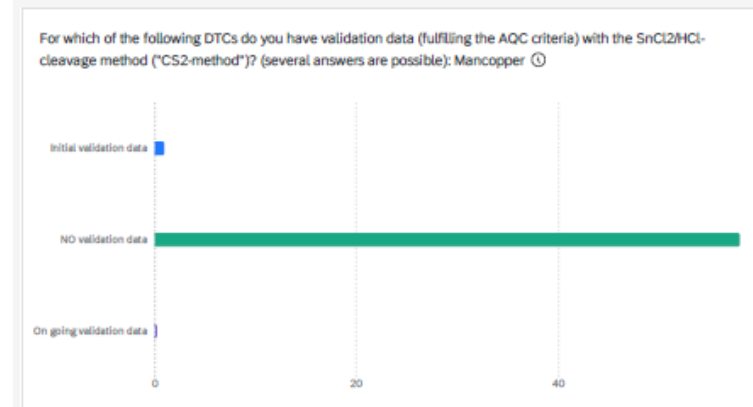
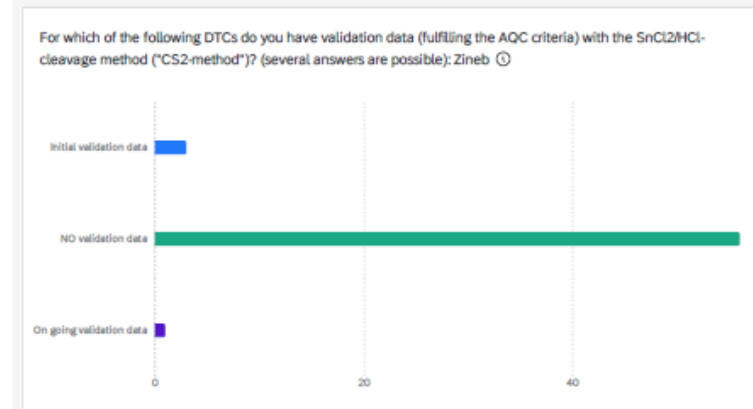
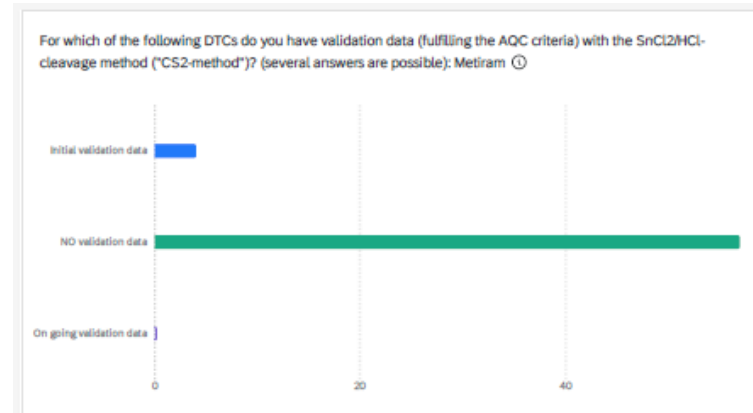
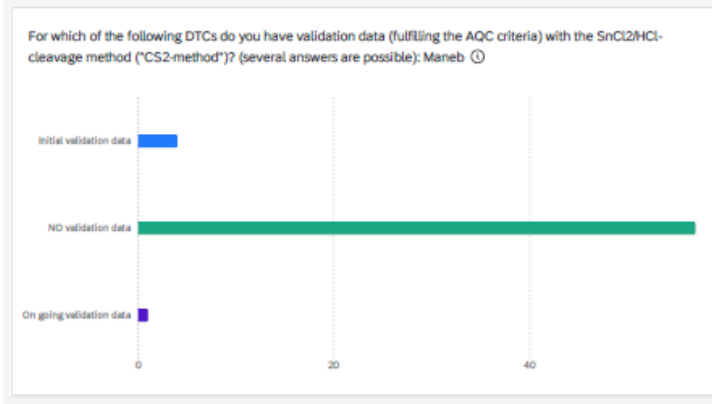
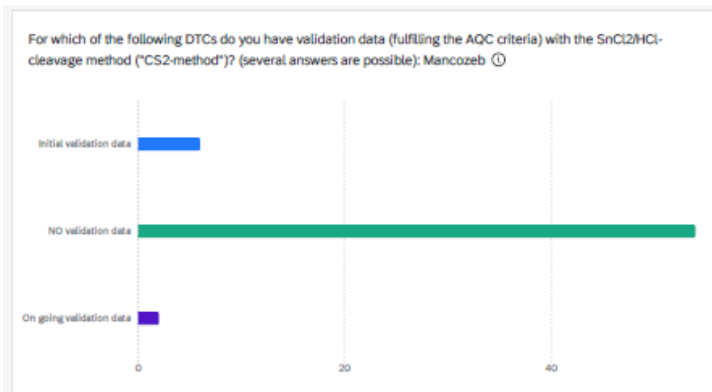


Results of the online-survey on dithiocarbamate residue analysis

Conducted by EURL-SRM and French NRL-SRM (2022)

CS₂-Method

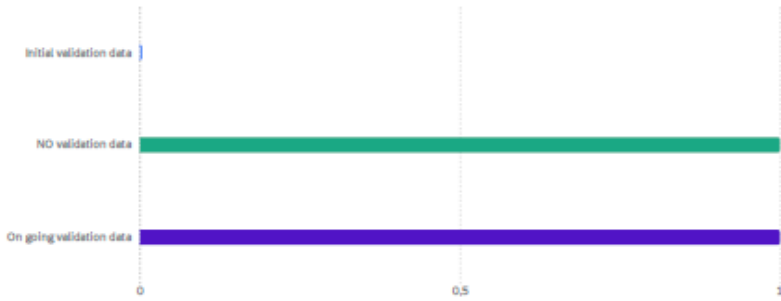
- NO validation data for mancozeb, maneb, metiram, zineb, mancopper, propineb, ziram
- ongoing validation data for thiram



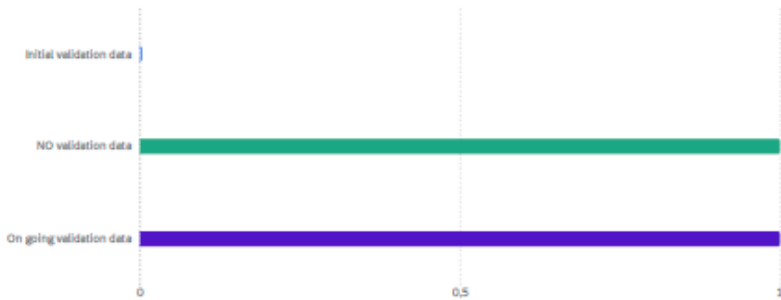
Results of the online-survey on dithiocarbamate residue analysis

Kakitani-Method

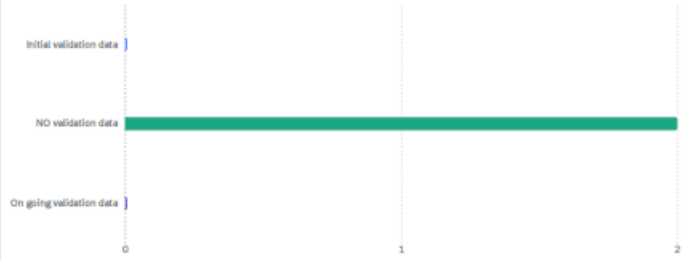
For which of the following DTCs do you have validation data (fulfilling the AQC criteria) with the methylation method according to Kakitani et al. (J. Pestic. Sci. 42(4), 145–150 (2017))? (several answers are possible): Mancozeb



For which of the following DTCs do you have validation data (fulfilling the AQC criteria) with the methylation method according to Kakitani et al. (J. Pestic. Sci. 42(4), 145–150 (2017))? (several answers are possible): Maneb



For which of the following DTCs do you have validation data (fulfilling the AQC criteria) with the methylation method according to Kakitani et al. (J. Pestic. Sci. 42(4), 145–150 (2017))? (several answers are possible): Metiram



For which of the following DTCs do you have validation data (fulfilling the AQC criteria) with the methylation method according to Kakitani et al. (J. Pestic. Sci. 42(4), 145–150 (2017))? (several answers are possible): Zineb



For which of the following DTCs do you have validation data (fulfilling the AQC criteria) with the methylation method according to Kakitani et al. (J. Pestic. Sci. 42(4), 145–150 (2017))? (several answers are possible): Mancopper



For which of the following DTCs do you have validation data (fulfilling the AQC criteria) with the methylation method according to Kakitani et al. (J. Pestic. Sci. 42(4), 145–150 (2017))? (several answers are possible): Propineb



For which of the following DTCs do you have validation data (fulfilling the AQC criteria) with the methylation method according to Kakitani et al. (J. Pestic. Sci. 42(4), 145–150 (2017))? (several answers are possible): Thiram



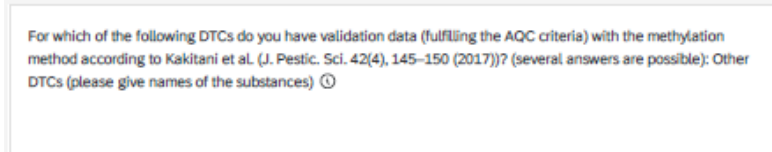
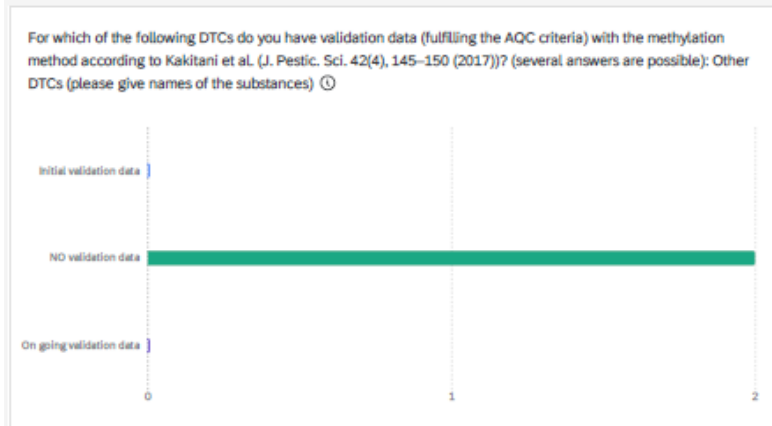
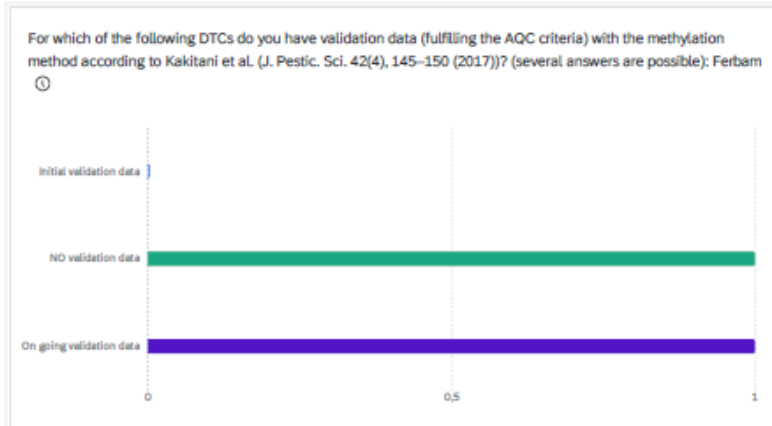
For which of the following DTCs do you have validation data (fulfilling the AQC criteria) with the methylation method according to Kakitani et al. (J. Pestic. Sci. 42(4), 145–150 (2017))? (several answers are possible): Ziram



Results of the online-survey on dithiocarbamate residue analysis

Conducted by EURL-SRM and French NRL-SRM (2022)

Kakitani-Method



Please give us some detailed information about the methylation method according to Kakitani et al. (derivatization conditions, typical LOQs [mg/kg], ...) ⓘ

asd

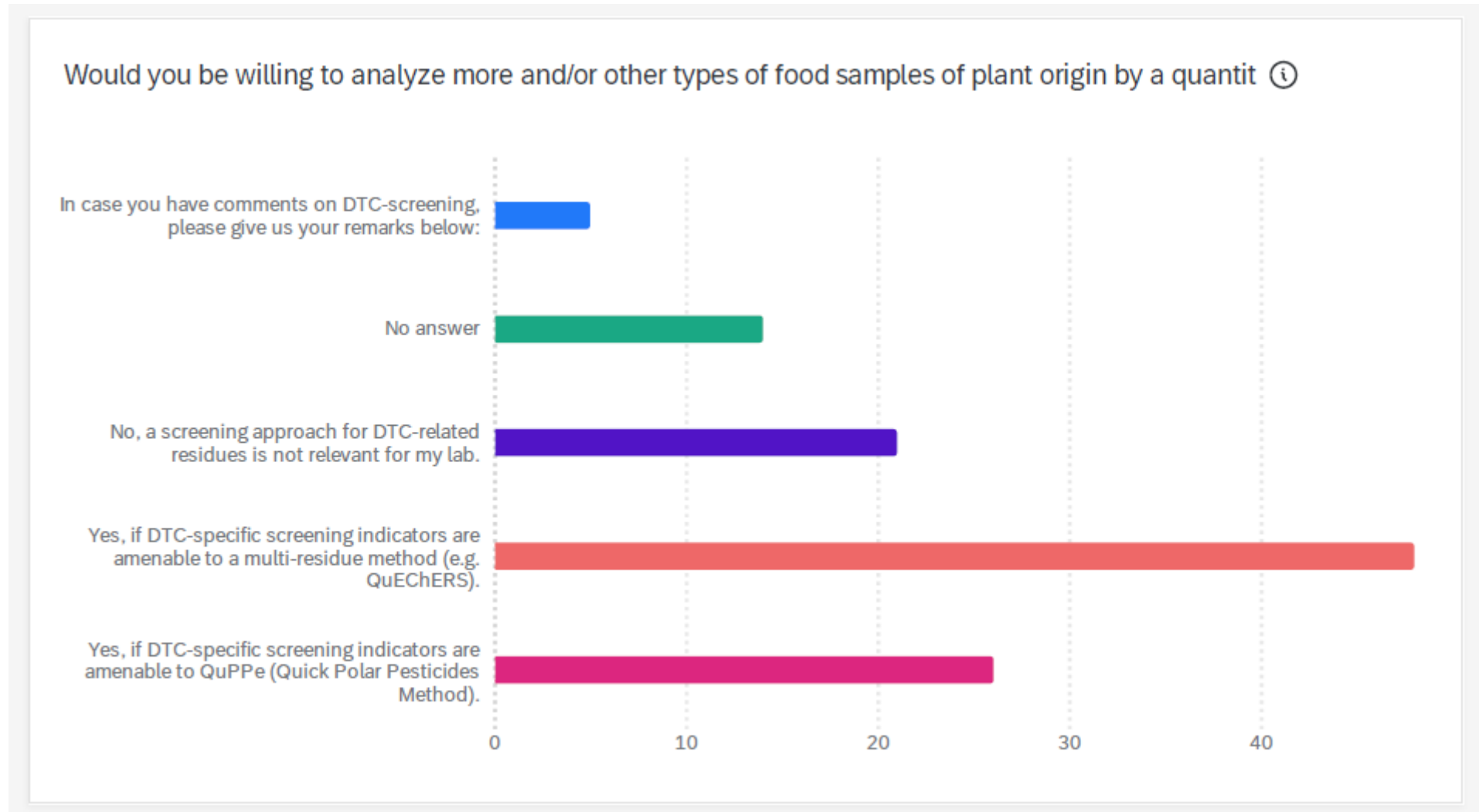
Same conditions as in the Kakitani's method (stabilization/solubilisation of DTC with NaHCO₃ and DTT, methylation by dimethylsulfate, QuEChERS extraction) Tested on propineb, mancozeb and ziram in broccoli Procedural calibration (in matrix and in solvent (H₂O)) LOQ of 0,002 mg/kg of propineb and mancozeb seem achievable ; LOQ of 0,02 mg/kg of thiram seem achievable on the qualification transition, but needs improvements on the qualification transition).

LOQ - DDMe expressed as CS2 : 0,006 mg/kg - EBMe expressed as CS2 : 0,002 mg/kg - PBMe expressed as CS2 : 0,002 mg/kg^{†††}

Keine weiteren Ergebnisse anzeigen

Results of the online-survey on dithiocarbamate residue analysis

Conducted by EURL-SRM and French NRL-SRM (2022)



Results of the online-survey on dithiocarbamate residue analysis

Conducted by EURL-SRM and French NRL-SRM (2022)

Would you be willing to analyze more and/or other types of food samples of plant origin by a quantit: In case you have comments on DTC-screening, please give us your remarks bel... ⓘ

We are very interested in implementing a DTC-screening approach, nevertheless we do not have equipment available for this purpose ...

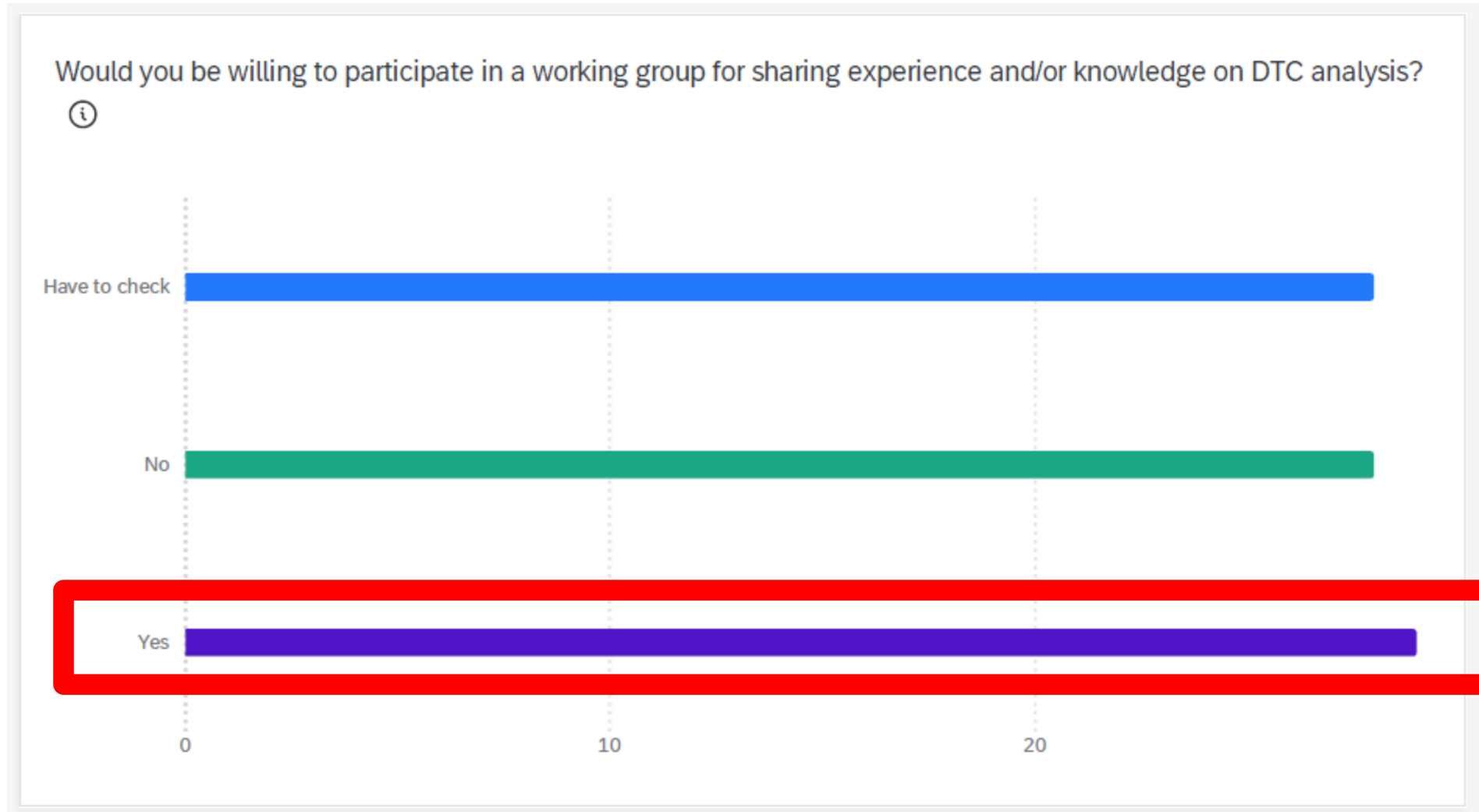
We tried to sreen eBIC and pBIC (GC-MS/MS) but sensitivity was too low ...

When doing a screening first on more samples during QuEChERS, problems with CS2-analysis have to be considered for all those sample (including sample preparation and comminution without degradation, comminution and storing/freezing without formation of CS2; weighing without additional thawing,...) That will make sample handling/preparation and storing more complex. ...

But only, if that is acceptable by EU legistation. ...

Results of the online-survey on dithiocarbamate residue analysis

Conducted by EURL-SRM and French NRL-SRM (2022)



Results of the online-survey on dithiocarbamate residue analysis

Conducted by EURL-SRM and French NRL-SRM (2022)

What are your expectations on such a working group (e.g. to work on confirmatory methods, ...)? ⓘ

To know more about DTC-screening approaches, which of them could to be used in GC-IT-MS/MS, to work on confirmatory methods, how to deal with commodities with interferences. ...

Screening method and improves in the quantitative method ...

It could be necessary to find a new method of dithiocarbamates analysis. ...

work on screening methods work on miniaturisable, time-effective and automatable methods work on confirmatory methods ...

To learn more about analysis of DTC, matrix interferences and possibilities to overcome. Using other technique instead of GC-MS. Using HR-GC-MS or LC-MS/MS or even HPLC-ICP-MS. ...